



YADADRI TEMPLE

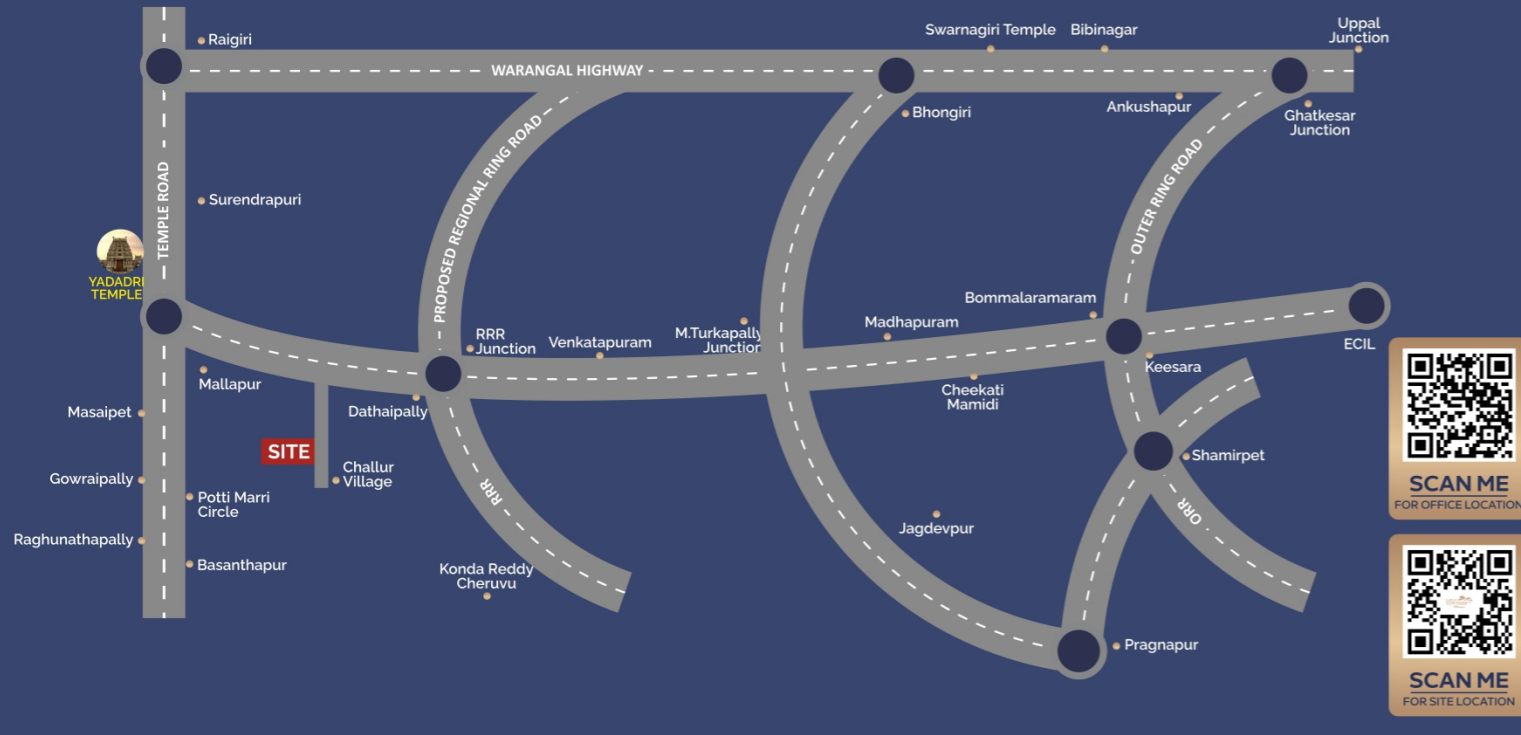


SWARNAGIRI TEMPLE

A LANDMARK ADDRESS

In Yadadri Growth Corridor

LOCATION MAP
(Not to Scale)



<p>NEAR BY WELL - KNOWN HOSPITALS</p>	<p>LEADING EDUCATIONAL INSTITUTIONS</p>	<p>DRIVE TO RAILWAY STATION</p>	<p>DRIVE TO BHONGIR BUS STAND</p>
--	--	--	--

LOCATION ADVANTAGES

<p>12 MINS SURENDRAPURI</p>	<p>15 MINS DISTRICT COLLECTORATE OFFICE BHONGIR</p>	<p>10 MINS YADADRI TEMPLE</p>	<p>40 MINS HYDERABAD</p>
------------------------------------	--	--------------------------------------	---------------------------------

AWESOME LOCATION HIGHLIGHTS:

- ⊙ AIIMS – Bibinagar College
- ⊙ Birla Open Minds Int School – Bibinagar
- ⊙ CCMB – Centre for Cellular & Molecular Biology
- ⊙ Swarnagiri Temple
- ⊙ ISKCON Temple & Vedapatasala
- ⊙ Armed Reserve Police Force Headquarters
- ⊙ Infosys and Rehaja IT Park - 15 Mins
- ⊙ Ropeway Project for Bhongir Fort & Yadadri Temple

A Project By



VIJAYA ASSOCIATES

Live Above the Ordinary

Nature's Harmony, Your Lifestyle

JAHNAVI TOWNSHIP
More Space, More Green, More Life.



A PREMIUM VILLA PLOTS FOR SALE

@ Keesara - Yadadri Road.

www.vijayaassociates.co.in



OFFICE ADDRESS:
H No:2-1-8/2, 2nd Floor, Saraswathi Nagar Colony, Uppal, Hyderabad - 500 039.

SITE ADDRESS:
JAHNAVI TOWNSHIP
Sy No.: 322, Challur Village, Near Dathaipally Village, Yadagirigutta - 508 115.

Contact for More Details :

Brochure Design By
CREATIVE ETHICS.COM
+91 9807 20831 | info@creativeethics.com

Note: This brochure is intended solely for conceptual presentation purposes and does not constitute a legal offering. The promoters reserve the right to modify or alter elevations, specifications, layout plans, and designs as deemed necessary without prior notice.



T.L.P.NO.: 161/2023/H
C.NO.: 15567/1963/2023/H

OWNER'S LAND FOR UPCOMING PROJECTS

MASTER LAYOUT PLAN



YADADRI HILLS - 60' ROAD

YADADRI HILLS
EXISTING LAYOUT

Land Area
Ac 70.23.66
Gnts














SOUBHAGYA HILLS
EXISTING LAYOUT

YADADRI - KEESARA (ECIL) 100' ROAD

- 33'X54'6"
- 33'X60'
- 33'X45'
- 33'X60'

LIFESTYLE AMENITIES

-  Elder's Seating Area
-  Kid's Play Area
-  Gazebos with Seating
-  Private Resort Membership
-  Lush Green Central Park
-  Jogging / Walking Track

-  Elder's Park
-  Outdoor Yoga Lawn
-  Outdoor Games
-  Avenue Plantation
-  Landscape Gardens



33+ FACILITIES & AMENITIES